


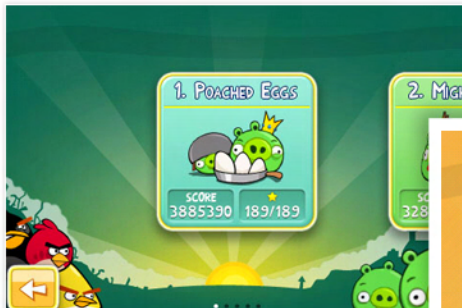
#1 - Pause any level and press the button in the bottom left hand corner. The egg will be on the White Bird instruction screen.




#2 - Mighty Hoax level 5-19: The egg is located on the right side off the screen directly above the rocket ship. If you zoom out and throw a Yellow Bird in that direction you'll see it when the screen moves up a little. To get it either use the Yellow Bird or with the White Bird drop a bomb to the right of the wood sticking up on the first tower.



#3 - Poached Eggs level 2-2
 Just destroy that pesky beach ball.




#4 - Poached Eggs, 3 Star All Levels



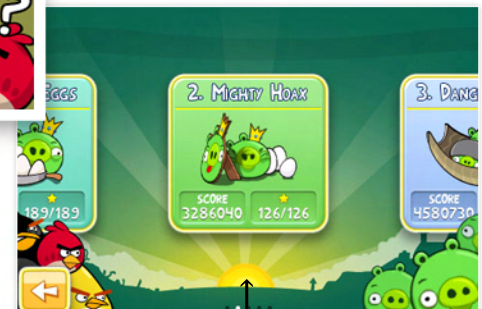
#5 - Mighty Hoax, 3 Star All Levels



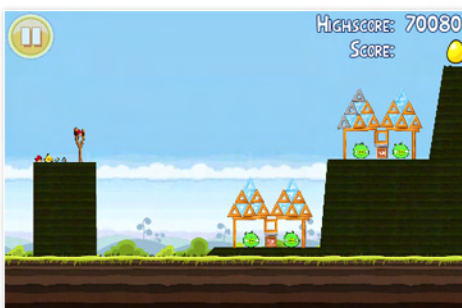
#6 - On the main screen press the button and scroll to the end of the credits. The egg will appear under the White Bird.



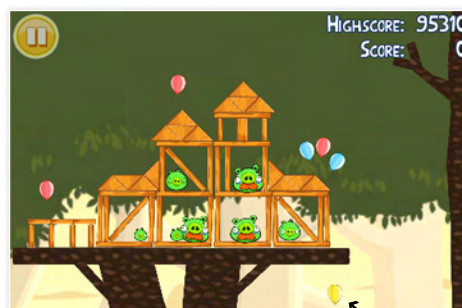
#7 - Poached Eggs level 1-8: Tap the treasure chest (might have to tap a couple times)



#8 - On the episode select screen double-tap the sun (bottom center).



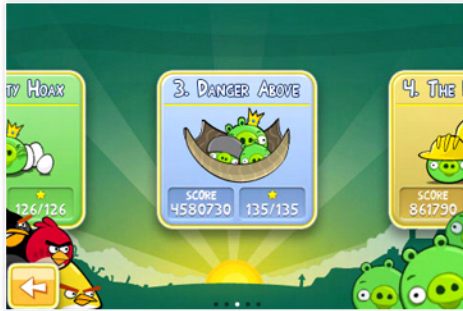
#9 - Mighty Hoax level 4-7: Zoom out and the egg will be on top of cliff on the right. Aim and hit it with the Yellow Bird.




#10 - Danger Above level 6-14: Break yellow balloon under the treehouse. Bounce the Yellow Bird off the tree or use the Boomerang Bird.



#11 - Under Danger Above and on the level selection screen keep scrolling all the way past theme 8 and the egg will be on the right.



#12 - Danger Above, 3 Star All Levels




#13 - Danger Above level 8-15: The egg is under the slingshot platform. To get it just bounce a Yellow Bird off the trampoline on the bottom right across from the egg or use Boomerang Bird.



#14 - The Big Setup level 9-14: Zoom out and you'll see the egg on the bottom right wearing a hard hat. Use a Boomerang Bird!



#15 - The Big Setup level 10-3: Smash the duck underneath the bridge.



Thanks for reading!

Will there be more Golden Eggs? We will update the guide as soon as there are!

